

COLOUR CODING:



Violet - 1 TONNE


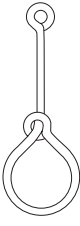
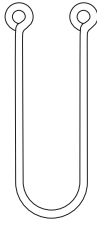
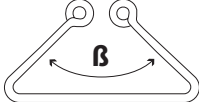


Green - 2 TONNES



Yellow - 3 TONNES

LOAD CAPACITIES:

WLL in basic configuration	Safe working load tonnes					
	Straight lift L = 1	Choked lift L = 0.8	Basket hitch and 2-, 3-, and 4-leg slings			
			Parallel L = 2	$\beta = 60^\circ$ L = 1.73	$\beta = 90^\circ$ L = 1.41	$\beta = 120^\circ$ L = 1
						
1	1	0.8	2	1.7	1.4	1
2	2	1.6	4	3.4	2.8	2
3	3	2.4	6	5.1	4.2	3

Flat Slings are manufactured in accordance with AS1353