



GOR-BLB-1000

S.W.L 1000KG

Storage of Empty Bulk Lifting Bags

Empty bags should be kept clean and stored undercover to help avoid accidental damage, exposure to sunlight and extreme climatic conditions.

Filling Bulk Lifting Bags

Bags are preferably filled with the base of the bag supported by the ground or pallet and the body of the bag supported by the top lift device.

Stability of Filled Bags

When filled, the ratio of the height of the bag to the width/diameter of the bag should not be more than 2:1. Stability of bags may be improved by vibration during or after filling.

Lifting

Before lifting any filled bags, it is important that it is inspected for any damage which may render it unsafe. Ensure the lifting loops and lifting device are positioned correctly and show no signs of deformation or deterioration.

When lifting bags with a forklift, be sure that the forklift tines are spaced correctly and all lifting loops are vertical, so that no damaging lateral forces will be created. Ensure that the lifting loops are not twisted. Forklift tines should have rounded edges and/or protective covers.

Ensure crane hooks, bars or forklift arms used for lifting are of adequate size and are rounded to at least the thickness of the sling, belt or rope suspension, with a minimum radius of 5 mm.

Ensure the forklift is suitable for the load to be carried. When traveling with a lifting bag hanging from the fork lift tines, there is a danger of the truck becoming unstable. The bag should be held close to the mast and as low as possible with the mast tilted slightly backwards. Make sure that the bag will not be damaged by the wheels of the forklift. Ensure the load does not restrict the view of the driver.

Bulk lifting bags must not be dragged. The forklift should be brought to a stop before the bag is raised or lowered.



WRONG



WRONG



CORRECT

Filling Bulk Lifting Bags

Bulk lifting bags are preferably filled with the base of the bag supported by the ground or pallet, and the body of the bag supported by the top lift device.

Stability of Filled Bags

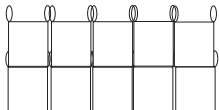
When filled, the ratio of the height of the bag to the width/diameter of the bag should not be more than 2:1. Stability of bags may be improved by vibration during or after filling.

Stacking of Filled Bags

When stacking filled bags 2 or more high, every effort should be made to ensure that the stack is stable. Where possible, the stack should be formed against at least 2 retaining walls, preferably 3, to achieve maximum stability. Generally, the higher the stack, more stability is required.

Where only free stacking is possible, a pyramid method should be used. Bags should not be pushed into a stack as this can cause damage to the sides or back of the bag.

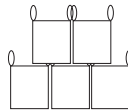
How to Safely Stack Filled Bags



WRONG



WRONG



CORRECT

Storage of Filled Bags

Bulk lifting bags should be covered with waterproof U.V. protected material to avoid water collecting on the top of the bags. Bags should be stored under cover to prevent damage from sunlight in a dry environment.

Emptying Bulk Lifting Bags

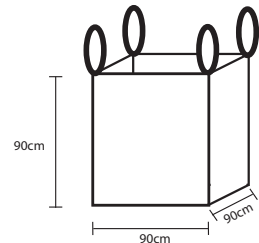
Bulk lifting bags are usually emptied by gravity but can also be emptied by suction. Bags with a plain/solid bottom can be emptied by cutting the base of the bag. The flow can be stopped by lowering the bag onto the discharged load. Under no circumstances should anyone stand underneath a suspended bulk lifting bag.

Safety

1. Ensure you select the right bulk lifting bag for the job. Do not exceed the SWL under any circumstances.
2. Ensure the filled bag is stable. Do not fill unevenly.
3. Do not stop or start suddenly during transportation.
4. Ensure you inspect the bulk lifting bag before use.
5. Use lifting gear of sufficient capacity to take the suspended load.
6. Do not tilt the mast of the forklift forwards. Ensure the mast is rearwards to an appropriate angle.
7. Adjust fork tines to the correct width for the bag being handled.
8. Protect the bulk lifting bags from rain and direct sunlight.
9. Do not stack bulk lifting bags unless you are sure of their stability in a stack.
10. Do not refill single trip bags.
11. Do not drag bulk lifting bags.
12. Under no circumstances should anyone stand underneath a suspended bulk lifting bag.
13. Do not allow bag to project over the side of a vehicle or pallet.
14. Ensure filled bags are safely secured during transport.

Specifications

S.W.L: 1000KG
Size: 90cm x 90cm x 90cm
Material: Polypropylene -UV Rated
Loop Length: 27cm
4 lifting loops
Double stitched
Complies with AS3668
FILL ONCE ONLY - SINGLE TRIP



Warranty

If you have any questions regarding this product, please contact our Customer Service team using the details below.

Customer Service Contact:
Australia: 1300 362 393

Under Australian and New Zealand laws, we guarantee this product is of acceptable quality and is fit for purpose.

Hartman Pacific Pty Ltd
Trading as Gorilla
Ph 1300 362 393
www.gorillarigging.com.au